

Brooklyn Community Board 7 Public Safety Meeting Minutes
November 10, 2021
Via Zoom

The committee met remotely with XO Captain Fung Chen, Community Affairs and NCO Officers from 72nd Pct and Michael Boykin, Deputy Bureau Chief Brooklyn District Attorney's Office

Issues raised: Use of bicycles, dirt bikes, motorized bikes and scooters in bike lanes and on sidewalks, handling of 311 complaints, parking and double parking, cars parking on sidewalk, abandoned vehicles, crime stats and crime prevention/protection. 72nd Pct reported progress in these issues however enforcement continues to be challenging.

The use of dirt bikes bicycles, motorized bikes and scooters in bike lanes and on sidewalks has been an ongoing issue in the community. The 72nd PCT reported that they have issued 730 summonses for motorized bikes and scooters in bike lanes and on sidewalks and have confiscated 86 dirt bikes to date. The 72nd PCT has provided stores which sell motorized bikes and scooters with educational materials and conduct inspections however board members and residents reported persistent violations in several areas (Sunset Park, 8th Avenue, East 3rd).

Follow up: A request was made to provide which stores have been inspected and educational materials need to be provided in Spanish and Chinese.

Trucks using 19th Street has become an issue since 20th Street was rerouted as on way. The 72nd PCT has provided 26 summonses issued and has a flyer campaign, but the issue persist. In addition, many violations occur late night/early morning when police are not there.

Follow up: A request was made to increase police presence especially late night/early morning. A request was made to provide number of violations issued.

Doubled parked cars, cars parking on sidewalk and abandoned vehicles has been an ongoing issue in the community. The following streets were highlighted for persistent violations:

- Doubled parked cars on 5th avenue
 - 101 tickets issued to date on 5th avenue.
- Sidewalk parking: 59th street, 60th street, 56th street, 26th Street,
 - <https://sites.google.com/view/newhoneywellautobody/home>
 - Attached photos of 59th street and 60th Street
- Abandoned vehicles on 3rd Avenue/62nd and 64th streets
 - Despite various efforts by 72nd PCT to tow away abandoned vehicles the rotating tow truck system makes it challenging as there is only ONE tow truck assigned to tow cars. To date 10 cars have been towed.

Follow up: If there is an abandoned car, sidewalk parking residents on a particular street contact 72nd Pct. We requested additional information on the tow truck assignment in order to request additional support.

Board members and residents raised issues with 72nd Pct handling of 311 complaints related to traffic. Board members and residents reported that calls to 311 were closed with no response from 72nd Pct. A recent investigation by Streetsblog found police routinely ignore notifications about illegal parking, chronically reckless driving and abandoned vehicles:

<https://nyc.streetsblog.org/2021/10/21/ignored-dismissed-how-the-nypd-neglects-311-complaints-about-driver-misconduct/>

Captain Fung stated all 311 calls are handled appropriately at 72nd Pct, audits, integrity control and spot checks are utilized. Repeated requests for the exact numbers of 311 calls closed by 72nd Pct were made by board members and residents. Captain Fung was unable to provide numbers and stated he was not going to discuss this issue at this time.

Follow up: We are requesting a full report from 72nd PCT on 311 calls made related to traffic violations including illegal parking, blocked bike lanes, reckless driving and abandoned vehicles.

Crime stats were provided. Increase in grand larceny (see attached Comp Stat Report).

Crime prevention/protection tips were shared by Michael Boykin, Deputy Bureau Chief Brooklyn District Attorney's Office. The Bureau's Crime Prevention Division provides a number of services to assist in safeguarding property and protecting oneself:

<http://www.brooklynda.org/bureaus-units/>

<https://www1.nyc.gov/site/nypd/services/law-enforcement/crime-prevention-and-safety-tips.page>



Bill de Blasio
Mayor

Police Department City of New York



Dermot Shea
Police Commissioner

Volume 28 Number 44

CompStat

72nd Precinct

Report Covering the Week
11/1/2021 Through 11/7/2021

Crime Complaints

	Week to Date			28 Day			Year to Date*			2 Year	11 Year	28 Year
	2021	2020	% Chg	2021	2020	% Chg	2021	2020	% Chg	% Chg	% Chg	% Chg
Murder	0	0	***.*	0	0	***.*	2	0	***.*	100.0	-66.7	-88.2
Rape	0	0	***.*	1	1	0.0	25	16	56.2	4.2	38.9	-21.9
Robbery	6	6	0.0	15	16	-6.2	146	146	0.0	2.1	-29.1	-83.7
Fel. Assault	4	1	300.0	17	11	54.5	183	182	0.5	-14.5	11.6	-59.7
Burglary	3	1	200.0	18	11	63.6	141	158	-10.8	5.2	-35.9	-85.7
Gr. Larceny	20	15	33.3	58	38	52.6	425	357	19.0	-4.9	33.6	7.1
G.L.A.	4	3	33.3	8	6	33.3	72	80	-10.0	10.8	-31.4	-91.5
TOTAL	37	26	42.31	117	83	40.96	994	939	5.86	-3.31	-4.15	-72.63
Transit	0	1	-100.0	0	1	-100.0	24	19	26.3	-17.2	-4.0	***.*
Housing	0	0	***.*	0	0	***.*	0	0	***.*	***.*	***.*	***.*
Petit Larceny	13	29	-55.2	75	86	-12.8	789	879	-10.2	-3.7	16.9	***.*
Misd. Assault	8	14	-42.9	30	39	-23.1	391	380	2.9	-9.7	-28.8	***.*
UCR Rape*	0	0	***.*	2	1	100.0	37	29	27.6	5.7	***.*	***.*
Other Sex Crimes	1	1	0.0	4	2	100.0	52	51	2.0	-31.6	***.*	***.*
Shooting Vic.	1	0	***.*	1	0	***.*	7	12	-41.7	133.3	-12.5	-73.1
Shooting Inc.	1	0	***.*	1	0	***.*	7	9	-22.2	133.3	0.0	-72.0
Hate Crimes	0	0	***.*	0	0	***.*	4	4	0.0	-20.0	***.*	***.*

Historical Perspective

(Historical perspective is a complete calendar year of data.)

	1990	1993	1998	2001	2020	%Chg '20 vs '01	%Chg '20 vs '98	%Chg '20 vs '93	%Chg '20 vs '90	
Murder	24	18	7	6		***.*	***.*	***.*	***.*	Murder
Rape	22	38	30	32	17	-46.9	-43.3	-55.3	-22.7	Rape
Robbery	1,035	1,045	511	410	168	-59.0	-67.1	-83.9	-83.8	Robbery
Fel. Assault	481	516	397	259	210	-18.9	-47.1	-59.3	-56.3	Fel. Assault
Burglary	1,645	1,163	804	545	181	-66.8	-77.5	-84.4	-89.0	Burglary
Gr. Larceny	577	469	344	285	418	46.7	21.5	-10.9	-27.6	Gr. Larceny
G.L.A.	1,602	975	484	403	98	-75.7	-79.8	-89.9	-93.9	G.L.A.
TOTAL	5,386	4,224	2,577	1,940	1,092	-43.7	-57.6	-74.1	-79.7	TOTAL

Figures are preliminary and subject to further analysis and revision.


As of January 2013, complaints occurring within the jurisdiction of the Department of Correction have been disaggregated from the borough and precinct crime totals and are displayed separately on the Department of Correction CompStat page.

Unless otherwise noted, Crime statistics reflect New York State Penal Law ("NYSPL") definitions and differ from the crime categories used by the FBI Uniform Crime Reporting Program. All Crime statistics are translated to Uniform Crime Reporting categories for submission to the UCR Program.

* Uniform Crime Reporting ("UCR") Rape consists of all crimes defined in the FBI UCR definition of rape.

Prepared by
NYPD CompStat Unit

CompStat



Abandoned Cars


11/10/2021

3 Ave and 63/64 Street

- Next to a Park and a Ballfield



62 and 63 St



Sep 26, 2021 4:33:44 PM
40.64066677N 74.02252772W 96° E
6124 3rd Ave, Brooklyn, NY 11220, USA

Larger question

- How does NYPD handle derelict or Abandoned Cars in General
- Other alternatives
 - Blocks
 - Fencing

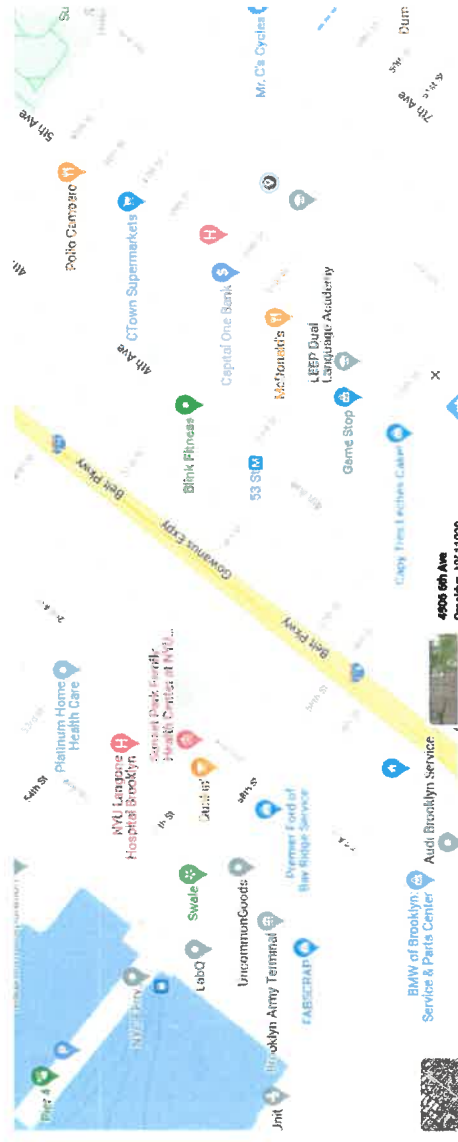


Sidewalk Parking



- Cars on sidewalk a big issue throughout district
- West of 3 Ave especially bad
- Problem appears to be getting worse

- **Public School**
- **Daycare**
- **Park**
- **Physical Therapy rehab**
- **Cancer Treatment Center**
- **Gym (has kids programs)**
- **Hospital**



60th St (2-3 Ave)



59th St (2-3 Ave)



